


Q4, 2013

Northern Nevada Industrial Real Estate Inventory


72,672,316  8.36% Vacancy

6,074,353 SF Vacant


North Valleys

1 - Stead, 2 - No. Valleys, 10 - Spanish Springs
15,758,684 SF , 8.08% Vacancy
1,273,846 SF Vacant

Sparks

5 - West Sparks, 6 - East Sparks, 7 - Vista
25,568,949 SF , 9.89% Vacancy
2,527,512 SF Vacant


I-80 East Corridor

11 - Patrick, 12 - Fernley
12,018,728 SF , 6.32% Vacancy
759,122 SF Vacant


Airport

8 - Airport
8,872,036 SF , 4.60% Vacancy
407,933 SF Vacant

South Reno








9 - South Meadows
9,043,313 SF , 9.87% Vacancy
892,622 SF Vacant

Reno C / West

3 - C Reno, 4 - Reno W
1,410,606 SF ,
15.12% Vacancy
213,318 SF Vacant

Carson City-Dayton-Minden

7,888,960 SF
SF are excluded from the market recap
30 min - 1 hr

Deviation From Market Vacancy			
Red		25+% Above	HIGH
Orange		10-25% Above	
Yellow		2-10% Above	
White		Market ± 2%	LOW
Light Blue		2-10% Below	
Royal Blue		10-25% Below	
Dark Blue		25+% Below	

